



Nottinghamshire Ride & Stride Organiser: Mike Elliott

19/21 Main Street, Keyworth, Nottingham NG12 5AA

Tel: 0115 937 6506 E-mail: elliottnews@btconnect.com

www.nottshistoricchurchtrust.org.uk



GUIDE ON USING JUSTGIVING FOR SPONSORSHIP **WWW.JUSTGIVING.COM/NHCTRIDEANDSTRIDE/RAISEMONEY**

The Nottinghamshire Sponsored Ride and Stride has teamed up with **JustGiving**, the UK's leading online fundraising website, so money can be donated and raised online. Recorders can now create or use their own **JustGiving** registrations to request donations electronically to the Ride and Stride.

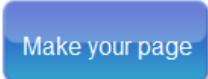


Charities across the United Kingdom have over the years benefited greatly from sponsorship being raised online, as the trends of filling paper sponsorship forms is now moving to filling information and making payments electronically, which is obvious with the way technology seems to be taking over our day to day life. In 2011 we will be using the **JustGiving** website for the first time ever and we hope that participants will encourage their sponsors to use the facility which is known to boost sponsorship.

Once you set up your own account (providing you do not have one already), emailing the details to your family and friends should help increase your sponsorship. The steps are clearly spelt out on the **JustGiving** website www.justgiving.com

We are aware that some people will be new to the system and in an effort to help them we have listed some steps to follow when using the website.

The most important thing, once you have started using the website to raise funds for the Ride and Stride, is that each fundraiser MUST mention the church they are supporting in the text on their JustGiving webpage, which will help us send half the share to the church in question.

PLEASE FOLLOW THE STEPS BELOW TO RAISE MONEY FOR THE NOTTINGHAMSHIRE HISTORIC SPONSORED RIDE AND STRIDE:

1. Go to www.justgiving.com/nhctrideandstride/raisemoney
2. Click the **Make your page** button at the bottom of the screen 
3. Once on the next page fill in the boxes (if you have an account already select '**Yes, I have a password**', if not, select '**No, I am new**'). Then click on **Make your page**
4. If you do not have an account, you will need to provide your details on the next page, and click on **Create Account** 
5. Once you are through the above step, you will need to click on the button in the middle of the screen '**Organised event**' 
6. On the next page click on [NHCT Sponsored Ride and Stride 2011](#)
7. You will then be asked to create your web address and then check availability. Once you have found an address that is available (make a note of this), please ensure that you select that 'your charity is not contributing'. Press **Continue**
8. **This will create your page. The next stage is important. Along the top right corner, please click on Your Account and then from the next screen select from the tabs available 'Your Pages'. Where it says your name please click on EDIT and put your name and the church you are raising funds for.**
9. E-mail as many friends and family, as you dare, your web address (that you created in one of the earlier steps - you can find this under 'Your Account' page). You can also put this link on your Facebook / Twitter account or even message it to your friends on Facebook
10. The website also provides you with the chance to personalise your page – follow the steps under the Your Account option at the top right corner – add your picture, create a thank you message to your donors etc etc
11. Remember the important thing from the Ride and Stride point of view is that the fundraiser states which church is to receive half the share of the money raised.

Good luck and please do not hesitate to ask if you have any question. Enjoy your day on September 10, 2011.